

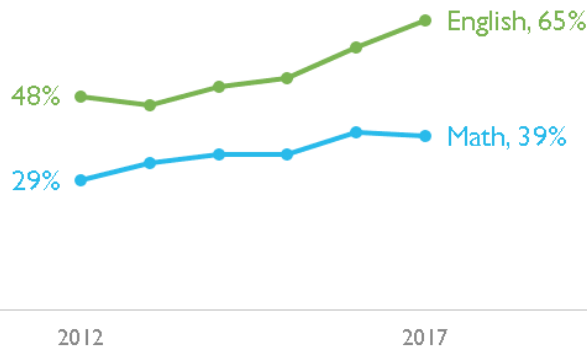
# College and Career Readiness Indicators

## Class of 2017

### More high school completers are enrolling in college-level math and English at the University of Hawai'i system.

#### College-level enrollment increased.

(Includes credit earned in high school.)

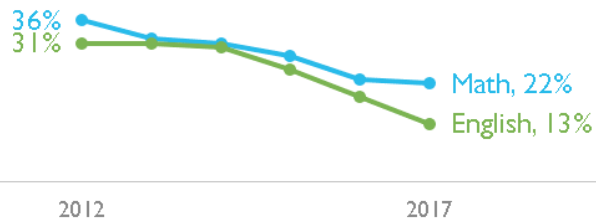


#### Immediately tackling college-level math and English makes a difference.

Nationwide research has linked math and English remediation with lower college persistence and lower college graduation rates<sup>1</sup>. The majority of Hawai'i's high school completers who go to college, go to UH. The CCRI tracks college readiness by looking at first fall enrollment in math and English at UH.

<sup>1</sup> Chen, X. (2016). *Remedial Coursetaking at U.S. Public 2- and 4-Year Institutions: Scope, Experiences, and Outcomes*. National Center for Education Statistics. <https://nces.ed.gov/pubs2016/2016405.pdf>

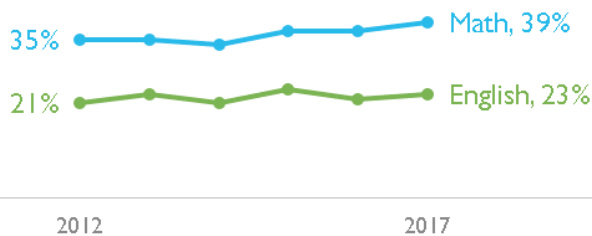
#### Below College also decreased.



#### Collaboration across the education pipeline has reduced remediation rates.

A revised UH placement policy, DOE to UH alignment efforts, more advanced coursework funding, and high school transition courses are part of a statewide effort to improve student outcomes. More students are taking college-level courses right away, and fewer are enrolling in courses below college-level.


#### Not taking any English or Math has increased.



#### However, more students are not taking these crucial courses right away.

To improve college outcomes, we need to reverse this trend and encourage our students to take math and English as soon as possible. A number of innovative programs and strategies are underway at Hawai'i's public schools to help students get on the path to college enrollment and completion, and to bring Hawai'i closer to achieving its 55 by '25 education goal: 55 percent of working age adults hold a 2- or 4-year college degree by the year 2025.

The College & Career Readiness Indicators report is an annual collaboration between the Hawai'i State Department of Education and the University of Hawai'i System, and is coordinated by Hawai'i P-20 Partnerships for Education. Hawai'i P-20 publishes this report each spring for the previous year's graduating class.



# College and Career Readiness Indicators Kea'au High School

Class of:	School			Statewide		
	2015	2016	2017	2015	2016	2017
<b>High School Outcomes</b>						
<b>High School Completers <sup>1</sup></b>	220	207	194	10,927	11,003	10,887
High School Diploma	97%	98%	100%	99%	99%	99%
Certificate of Completion	3%	2%	0%	1%	1%	1%
Diploma w/ Any Honors <sup>2</sup>	*	16%	16%	*	18%	25%
Academic Honors	*	15%	16%	*	16%	21%
CTE Honors	*	0%	1%	*	5%	9%
STEM Honors	*	0%	0%	*	3%	3%
<b>On-time Graduation Rate</b>	83%	89%	88%	82%	83%	83%
<b>State Assessments <sup>3</sup></b>						
English Language Arts (SBA)	*	42%	35%	*	54%	57%
Mathematics (SBA)	*	26%	18%	*	30%	31%
Science Assessment	*	23%	14%	*	30%	33%
<b>ACT <sup>4</sup></b>						
# (%) taking the ACT	185 (84%)	169 (82%)	158 (81%)	9,521 (87%)	9,765 (89%)	9,375 (86%)
% College Ready: English ≥ 18	21%	30%	17%	38%	39%	39%
% College Ready: Math ≥ 22	7%	18%	8%	21%	23%	21%
% College Ready: Science ≥ 23	3%	8%	4%	16%	17%	20%
<b>Dual Credit <sup>5</sup></b>						
# (%) participating	31 (14%)	29 (14%)	26 (13%)	1,058 (10%)	1,573 (14%)	1,823 (17%)
# (%) earning ≥ 6 credits	4 (2%)	12 (6%)	16 (8%)	417 (4%)	753 (7%)	899 (8%)
<b>Advanced Placement (AP)</b>						
# (%) taking AP exams	26 (12%)	40 (19%)	33 (17%)	3,268 (30%)	3,644 (33%)	3,532 (32%)
# (%) scoring ≥ 3 on an exam	3 (1%)	7 (3%)	13 (7%)	1,379 (13%)	1,597 (15%)	1,558 (14%)
<b>Career Technical Ed (CTE)</b>						
# (%) finishing a CTE program	94 (43%)	106 (51%)	101 (52%)	3,792 (35%)	4,269 (39%)	4,590 (42%)

## Nationwide College Enrollment and Persistence

<b>College Enrollment</b>	104 (47%)	81 (39%)	80 (41%)	6,093 (56%)	6,013 (55%)	6,012 (55%)
2-year	28%	23%	24%	25%	23%	23%
4-year	19%	16%	17%	31%	32%	32%
<b>College Persistence <sup>6</sup></b>	66%	63%	*	78%	78%	*

## University of Hawai'i System: High School to College Transition

<b>College Enrollment</b>	99 (45%)	74 (36%)	64 (33%)	3,956 (36%)	3,888 (35%)	3,753 (34%)
2-year	30%	24%	23%	25%	23%	22%
4-year	15%	12%	10%	11%	12%	12%
<b>Math: # (%) enrolled in UH</b>						
College-level	25 (25%)	32 (43%)	21 (33%)	1,188 (30%)	1,309 (34%)	1,260 (34%)
Credit Earned in High School <sup>7</sup>	19 (19%)	11 (15%)	6 (9%)	198 (5%)	257 (7%)	193 (5%)
Below College-level	23 (23%)	3 (4%)	8 (13%)	1,101 (28%)	899 (23%)	822 (22%)
Not Enrolled in Math Courses	32 (32%)	28 (38%)	29 (45%)	1,469 (37%)	1,423 (37%)	1,478 (39%)
<b>English: # (%) enrolled in UH</b>						
College-level	28 (28%)	26 (35%)	22 (34%)	1,709 (43%)	1,870 (48%)	1,956 (52%)
Credit Earned in High School <sup>7</sup>	22 (22%)	19 (26%)	9 (14%)	334 (8%)	443 (11%)	468 (12%)
Below College-level	24 (24%)	12 (16%)	7 (11%)	976 (25%)	735 (19%)	482 (13%)
Not Enrolled in English Courses	25 (25%)	17 (23%)	26 (41%)	937 (24%)	840 (22%)	847 (23%)

\* data not available/reported

† data not reported due to small cell size

For more info, see the Technical Report at: [www.hawaiiexp.org](http://www.hawaiiexp.org)

<sup>1</sup> For this report, high school completers include those who have earned diplomas or certificates of completion.

<sup>2</sup> Students may earn multiple Honors Certificates, but are counted only once in the "Diploma w/ Any Honors" row.

<sup>3</sup> Percent of high school completers who took and met/exceeded standard on the Smarter Balanced Assessment (SBA) and End-of-Course Biology exam.

<sup>4</sup> ACT results are calculated as a percent of test takers who scored at or above the ACT College Readiness Benchmark in each subject, excluding students with no score.

<sup>5</sup> Dual Credit participants are high school completers who took at least one credit course from the University of Hawai'i while they were still enrolled in high school.

<sup>6</sup> Percent of high school completers who enrolled in postsecondary during the first fall after high school who also enrolled in postsecondary during the second fall.

<sup>7</sup> College credit earned from UH via dual credit, Advanced Placement or International Baccalaureate exams, or in the first summer after high school.